

NAUMA-TEC

HI TECH LUXURY RIBS AND CRAFTS



NAUMATEC was born from the concept of Federico Fiorentino, a yacht designer with a burning passion for high speed crafts. Races have been a fundamental playground to test hulls, structures, materials and building procedures. As a result, the NAUMATEC 800 RS RIBS won four prestigious titles in Formula Endurance:

– World Champions Endurance Group B in 2007 and 2009

– Italian Champions Endurance Group B in 2010 and 2012

Based on the successes achieved, NAUMATEC chose to increase the models range and developed new leisure RIBS: the TENDERLUX Line featuring small luxury tenders built to the highest standards in terms of technology and style and the FRECCIA Line featuring bigger RIBS with a sporty pedigree, breathtaking style and very usable spaces. The uniqueness of the Freccia series lies in generous sunbathing spaces, sporty yet clean and elegant styling, ease of use and a rational distribution of space.

The whole NAUMATEC production targets a very special type of customer, careful, sophisticated and demanding.

NAUMA-TEC
HI TECH LUXURY RIBS AND CRAFTS

The NAUMATEC tenders are manufactured almost entirely within our yards, assuring the highest production standards. The units are molded with the infusion technique, using vinylester resins resulting in a hull with an excellent weight/resistance ratio and guaranteeing excellent performances.

The materials used are top quality, the upholstery and deck equipment are selected with the idea that every detail must lead to the highest level end result. Moreover, to reflect quality, image and prestige of the yacht where it is employed, NAUMATEC finishes and fittings can be widely customized.

*Since September 2016 NAUMATEC is part of **NUOVA JOLLY MARINE**, a Leading Company in high quality RIBs since 1961, founded and led by the Aiello family, who acquired the NAUMATEC brand aiming to increase its prestige and to value its philosophy, by creating a brand dedicated Atelier. NAUMATEC believes that some values are fundamental and necessary to realize first class products:*

high quality materials, advanced production systems, sophisticated design, remarkable performance and, most of all, the special care and passion of who believes business should be the opportunity to turn a vision into reality.

*In a few words: **MADE IN ITALY***

TENDERLUX

350



390
380



475
460
430



620S
585



650
620L



FRECCIA

800



1000



1200





TENDERLUX 350 was born to be the natural complement to the new and innovative SEADECK Hybrid Motoryacht Series, which Azimut has developed with the aim of promoting a conscious return to nature, using highly eco-sustainable technological solutions and stylistic choices that celebrate a lifestyle based on well-being, where the sea is the main protagonist.

TENDERLUX 350, therefore, fully reflecting the essence of SEADECK features "elegant but minimal" lines that allow this tender to be perfectly integrated into the living spaces of the yacht itself.

Its constructive solutions are characterized by eco-sustainable techniques and natural and recycled materials. Its finishes are coordinated with those of the yacht which it belongs to. This tender requires very little maintenance, offers a very silent navigation and has free access to protected marine areas, where navigation with a traditional endothermic engine is prohibited.

Born as a FULL ELECTRIC tender, its declination in an ENDOTHERMIC version is available as well.

NEW

TENDERLUX 350

EXCLUSIVE FOR AZIMUT YACHTS

TECHNICAL SPECIFICATIONS

	ELECTRIC VERSION	GASOLINE VERSION
LENGTH	3,39 m	3,50 m
BEAM	1,57 m	1,57 m
MAX HEIGHT	0,79 m windshield included	0,95 m
DRY WEIGHT	From 300 Kg	From 360 Kg
SEATING	4 / 5 people	4 / 5 people

ENGINE OPTIONS

ELECTRIC	Mitek Revolve 15 kW - Outboard Battery 15 kWh
GAS	Rotax 90 Hp - Waterjet





ELECTRIC VERSION



GASOLINE VERSION



The Tenderlux 390/380 is the smallest model of the Naumatec RIB range. Molded with vinylester resins, using the infusion technique, it features a low dry weight yet a wide and particularly comfortable onboard space for a tender of its size. As for the entire Naumatec range, the product quality is kept high through the use of first choice teak, special paints and upholstery made with modern tech, exotic fabrics and elegant colours.

TENDERLUX 390/380

TECHNICAL SPECIFICATIONS

LENGTH	3.93 m - Can be shortened to 3.82 m without affecting internal space
BEAM	1.83 m - Inflated
MAX HEIGHT	0.97 m
DRY WEIGHT	From 450 kg
SEATING	5

ENGINE OPTIONS

GAS	90 HP Rotax
-----	-------------

TRANSMISSION

Waterjet





NAUMA-TEC



A small masterpiece, synthesis of elegance and performance that make it an excellent tender. The choice of both Diesel and Gas engine options, a dry weight starting from 500 Kg and the possibility to be shortened to a 4.3 meters configuration, allow the 460 to meet the needs of an eclectic variety of owners. Moreover, considering a tender as representative of the Yachts it serves, Naumatec allows the customer to refine the tender so it can be perceived as a part of the yacht itself.

TENDERLUX 475/460/430

TECHNICAL SPECIFICATIONS

LENGTH	4.75 m - Can be shortened to 4.30 m without affecting internal space
BEAM	1.90 m - Inflated
MAX HEIGHT	1.03 m
DRY WEIGHT	From 600 kg
SEATING	6

ENGINE OPTIONS

GAS	Up to 155 HP
DIESEL	Up to 125 HP

TRANSMISSION

Waterjet
Outboard - On demand





NAUMATEC is a dynamic Company always ready to meet the market demand and customer needs and therefore always focused in improving its offer and products.

In collaboration with a technical team that has perfected **HURACAN®**, a brushless marine electric engine, completely water cooled, Naumatec has created **E-TENDER 460**, its first tender powered by electric engine.



E-TENDER 460

The **E-TENDER**'s hull, specifically developed for this model and propulsion type, ensures high performance and low energy consumption (hence greater autonomy). An innovative mobile stern drive grants the tender a remarkable maneuverability, even in confined spaces and in reverse.

The **E-TENDER 460** is built with a special "D" shape hypalon tube, carrying out its natural floating reserve function and serving as a functional fender, always welcomed by mega yachts.

Thanks to the electrical propulsion, the **E-TENDER 460**

- is both extremely silent and also zero emissions;
- is not a problem for stowage in mega yachts;
- requires minimal maintenance and
- can access protected marine areas, where it is forbidden to sail with a traditional thermal engine.

TECHNICAL SPECIFICATIONS

LENGTH	4,66 m - loa 4,81 m
EXT-INT BEAM	2,00-1,43 m
MAX HEIGHT	1,02 m - loa 1,37 m
MAX LOAD	6 people
ENGINE	Brushless Electric Engine 30 kW Entirely Water Cooled
TRANSMISSION	Stern Drive with custom made Lift or Trim System
BATTERY	Type LiFePO 224 V 22,4 kWh
DRY WEIGHT	From 600 kg





The Tenderlux 585 was born to extend the range offered for those who desire a tender characterized by clean and sophisticated design, excellent performances and comfortable interior spaces. The yard pays particular attention to the internal livability of its tenders, especially in models up to 6 meters which feature a very large, comfortable and easily accessible spaces for the tender's size. Believing the tender should reflect quality, image and prestige of the yacht serves, Naumatec customizes its finishes according to the owner's needs.

TENDERLUX 620S/585

TECHNICAL SPECIFICATIONS

LENGTH	5.85 m
BEAM	2.15 m - Inflated
MAX HEIGHT	1.25 m
DRY WEIGHT	From 1200 kg
SEATING	10

ENGINE OPTIONS


GAS	Up to 220 HP
DIESEL	Up to 170 HP

TRANSMISSION

Stern Drive
Waterjet

Custom engine/transmission configurations may be discussed







Tenderlux 650 is built by molding the highest quality materials, using the infusion technique, and employing first choice woods, stainless steel, aluminium and titanium accessories, according to the owner's preferences. As always, Naumatec is available to discuss tailored solutions for the customers. It's 6.25 m short configuration, that the internal accommodation unaltered, is an option when space on the yacht is an issue. All these characteristics have been carefully studied to make Tenderlux 650 the ideal tender to serve yachts in the "over 30" meters range.

TENDERLUX 650/620L

TECHNICAL SPECIFICATIONS

LENGTH	6.51 m - Can be shortened to 6.25 m without affecting internal space
BEAM	2.15 m - Inflated
MAX HEIGHT	1.25 m
DRY WEIGHT	From 1200 kg
SEATING	10

ENGINE OPTIONS


GAS	Up to 300 HP
DIESEL	Up to 270 HP

TRANSMISSION

Stern Drive
Waterjet

Custom engine/transmission configurations may be discussed







Freccia 800 is the direct link to the Naumatec racing heritage. The 800 leisure version features exactly the same hull as the 800 racing, a hull that reaches 80 knots and lets you safely sail at 50. On the Freccia 800 the central opening typical of American "Bow Riders" meets, for the first time ever, Italian style. The result is a highly enjoyable and practical tender to both navigate and relax at sea. Despite its very aggressive look, once onboard it feels like an elegant lounge. Its simple, clean yet aggressive lines make it a boat of strong visual and emotional impact without sacrificing elegance.

FRECCIA 800

TECHNICAL SPECIFICATIONS

LENGTH	8.10 m
BEAM	2.70 m - Inflated
MAX HEIGHT	1.33 m
DRY WEIGHT	From 1900 kg
SEATING	9/12

ENGINE OPTIONS


GAS	Up to 500 HP
DIESEL	Up to 350 HP

TRANSMISSION

Stern Drive / Outboard / Water jet

Custom engine/transmission configurations may be discussed







The Freccia 1000, like all the Naumatec models, comes from the gritty, clean and elegant design of Federico Fiorentino. This tender boasts a high-performance hull matched with a really comfortable and spacious deck, equipped with a small cabin and a toilet.

Thanks to features like the useful cabin, the wide sunbathing spaces, the elegant finishes and the high quality materials, life at sea with this tender is enjoyable, easy and fun both while navigating and while relaxing.

FRECCIA 1000

TECHNICAL SPECIFICATIONS

LENGTH	9,51
BEAM	3,36 m - Inflated
MAX HEIGHT	1,92 m
DRY WEIGHT	From 3400 Kg
SEATING	14

ENGINE OPTIONS


GAS	Up to 2x450 Hp
DIESEL	Up to 2x350 Hp

TRANSMISSION

Stern Drive / Outboard / Water jet

Custom engine/transmission configurations may be discussed







Behind the Freccia 1200 project lies the exact same philosophy that gave life to the smaller 800 model: the perfect fusion of High Performance, Italian style and the mediterranean concept of enjoying the sea. According to this philosophy, Naumatec designed an amazing twin stepped hull and added a comfortable and spacious deck, that makes life at sea enjoyable, easy and fun. Thanks to details like the wide sunbathing spaces, a central passage from bow to stern, elegant finishes and quality materials, the Freccia 1200 is the ideal toy as a tender to luxury yachts and houses.

What is more, Naumatec has even introduced the possibility of equipping the boat with a Hard-Top and a cabin that can be customized, without affecting the elegance and cleanness of this craft's line.

FRECCIA 1200

TECHNICAL SPECIFICATIONS

LENGTH	12.10 m
BEAM	3.22 m - Inflated
MAX HEIGHT	1.90 m
DRY WEIGHT	From 5000 kg
SEATING	12


ENGINE OPTIONS


GAS	Up to 2 x 500 HP
DIESEL	Up to 2 x 480 HP

TRANSMISSION

Stern Drive / Outboard / Surface Drive

Custom engine/transmission configurations may be discussed





GPS chart plotter

Retractable Navigation Light

Deck LED lights

Underwater lights

Anchor electric windlass

Courtesy handle

Water ski pole

Fridge

Electric Inflator

Hauling System

Spray dodger

Retractable Folding Ladder

Optional Proposal

Boat cover

Console Cover

S/S logo

S/S Handrail

Stern Hook

Bow towing reinforced hook

Shower

LOG Compass


Audio system

VHF

Depth gauge

...

Other optionals/equipments requested will be quoted on demand



With the belief that the tender should reflect the quality, the image and the prestige of the yacht it belongs to, NAUMATEC's fittings and finishes can be widely customized to allow the owners feel their tender as part of the yacht itself.

Tailor Made Solutions


Custom Paint or Film-Wrapping Finishing

Custom Hypalon Tubes Colours

Custom Upholstery Materials and Colours

Custom Teak/Estech Finishing

Structural Solutions



NAUMATEC's pushing, elegant and functional design represents the perfect fusion of high performance, Italian style and the Mediterranean concept of enjoying the sea.

Style & Quality

Every detail leads to the highest level end result. For this reason NAUMATEC uses only first quality materials, refined finishes and upholsteries, top of the line equipments and sophisticated technology.











TIGER
LIGHTNING







Sales: Mariapia Vettori +39 347 0914802 m.vettori@naumatec.it
www.naumatec.it